

Hot Chocolate Alphabet Game



Created by Erin Blecki 2014

<http://creatingandteaching.blogspot.com>

How to Use:

- Print, cut, and laminate the alphabet cards and the marshmallow
- Place the letters in a pocket chart and hide the marshmallow behind one of them
- Call on a student to guess a letter, once they identify the letter they can look to see if the marshmallow is hiding behind it
- Keep playing until a student finds the marshmallow
- Set-up the game again after the marshmallow is found
- Students could take turns hiding the marshmallow and calling on their friends to guess



creating & teaching 2014



creating & teaching 2014



creating & teaching 2014



creating & teaching 2014



creating & teaching 2014



creating & teaching 2014



creating & teaching 2014



creating & teaching 2014



creating & teaching 2014



creating & teaching 2014



creating & teaching 2014



creating & teaching 2014




creating & teaching 2014



creating & teaching 2014



creating & teaching 2014



creating & teaching 2014



creating & teaching 2014



creating & teaching 2014



creating & teaching 2014




creating & teaching 2014



creating & teaching 2014



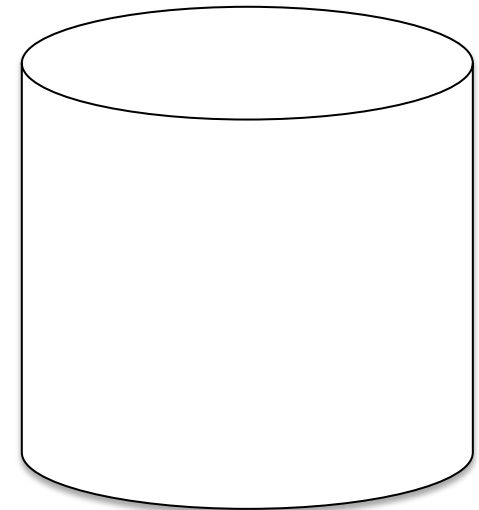
creating & teaching 2014



creating & teaching 2014



creating & teaching 2014



Marshmallow to hide behind the letters in a pocket chart!

Thank You!

Thank you for downloading./purchasing this item! Please direct anyone else interested in this item to my store or my blog to download/purchase their own copy. Unless multiple licenses have been purchased. Thank you so much for your honesty and understanding.

Enjoy!

Graphics Used by:



Fonts Used by:



Make sure to visit my blog for more great resources and ideas!

<http://creatingandteaching.blogspot.com>

